BRIK HAUS

AGE 12+

BUILD, DESIGN, DISPLAY

668 PIECES

16 CM TALL

Hammer included for secure brick fitting.

CAPYBARA HEARTS

1

WHEN YOU OPEN YOUR SET, DON'T DUMP ALL THE ZIGLOCK BRICKS INTO A BIG PILE.

KEEP EACH SET OF BRICKS IN ITS OWN GROUP. SORT THEM BY SIZE,SINGLE, DOUBLE AND TRIPLE AND THEN BY COLOURS.

IT'LL MAKE BUILDING WAY EASIER AND MORE FUN!

2

HOW TO PUT TOGETHER THE ZIGLOCK BRICKS:

LINE UP THE GROOVES AND SLIDE AND STACK TOGETHER.

• SLIDE

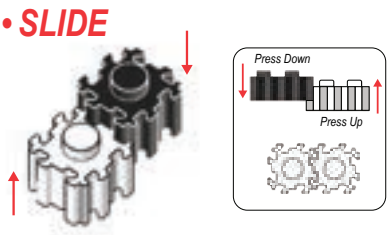

• STACK

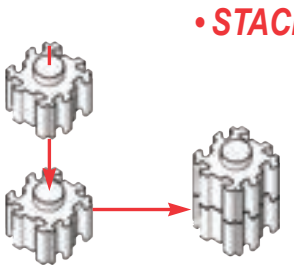

3

THE GREY PART SHOWS WHAT YOU FINISHED IN THE STEP BEFORE.

BRIK HAUS

BUILD, SMART, TIPS

4

ARROWS SHOW WHICH BRICK CONNECTS TO THE NEXT LAYER OF BRICKS.

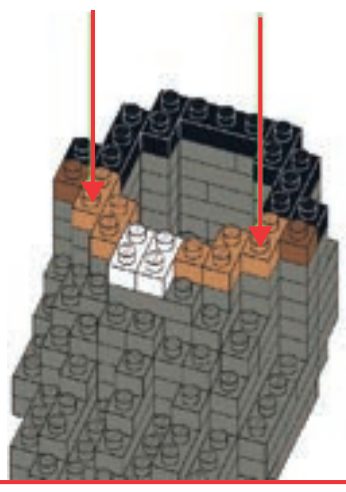

5

USE THE HAMMER TO GENTLY TAP THE PIECES SO THE LAYERS STICK TOGETHER TIGHTLY.

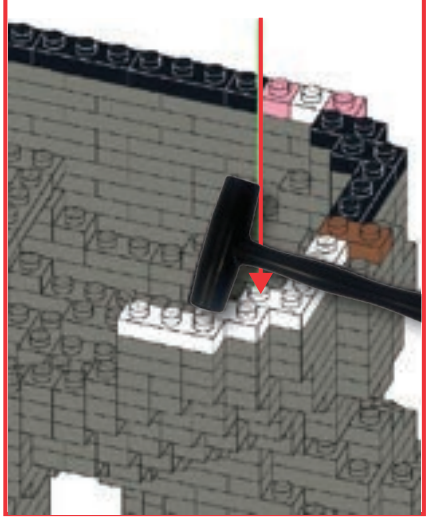

ADULT ASSISTANCE IS RECOMMENDED. PRODUCT MAY VARY SLIGHTLY FROM IMAGE SHOWN.

6

DON'T GIVE UP!
ZIGLOCK BUILDS TAKE A LITTLE GETTING USED TO,
BUT ONCE YOU ARE LOCKED IN,
AND A FEW LAYERS LATER, YOU'LL BE BUILDING LIKE A PRO.

SCAN THE QR CODE FOR SOME VISUAL TIPS.

SCAN ME

1

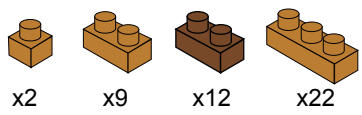
x2
x9
x12
x22


light brown
dark brown

2

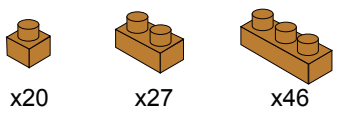
x20
x27
x46

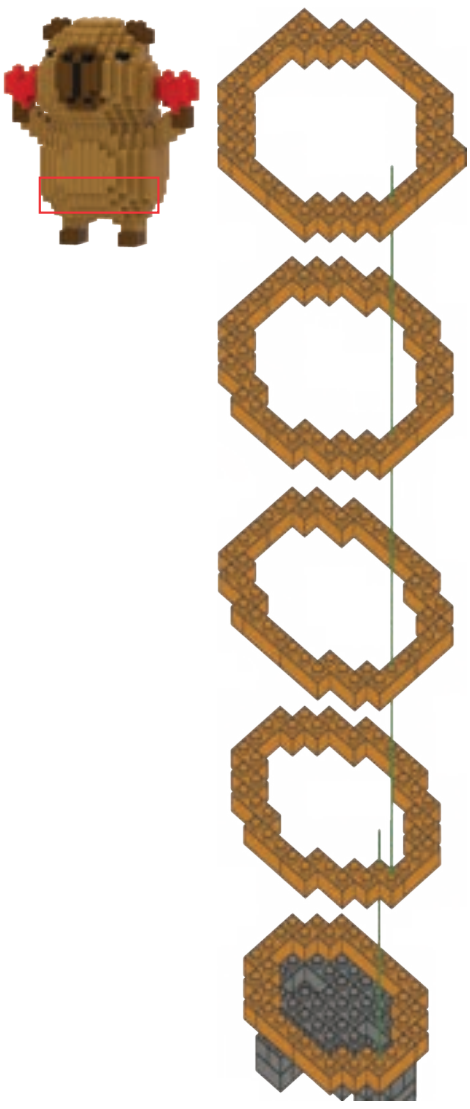

3

x21
x36
x47

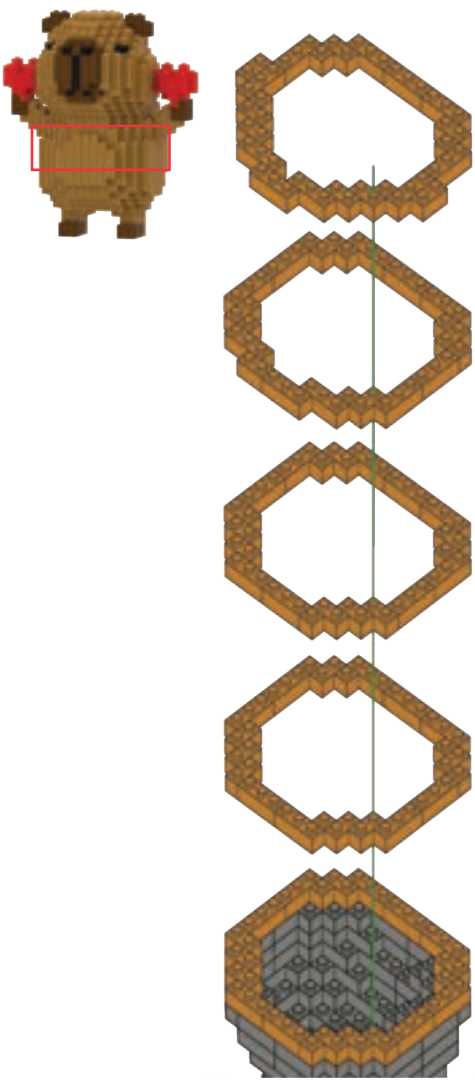

4

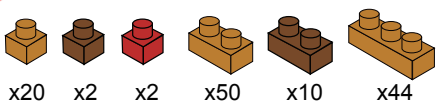
x20
x2
x2
x50
x10
x44

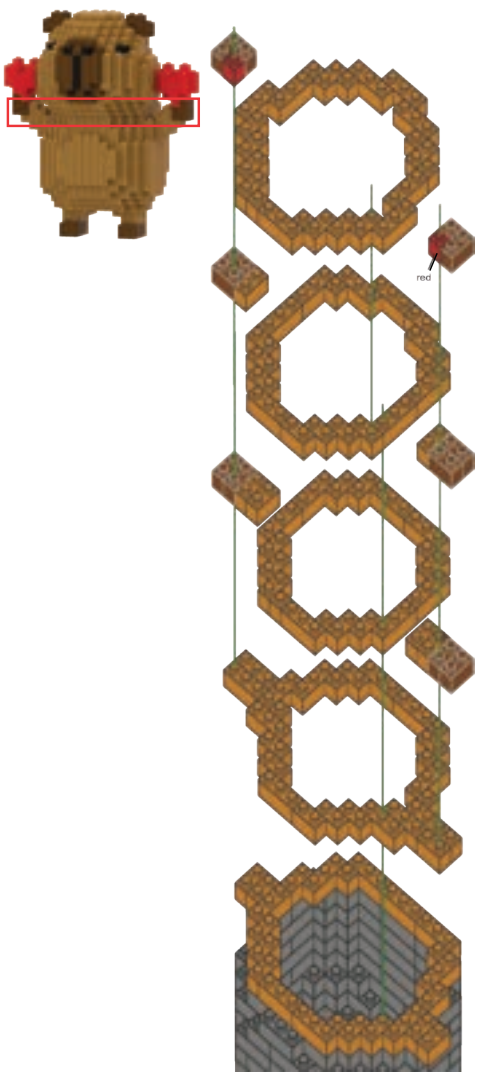
red

5

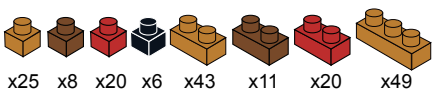

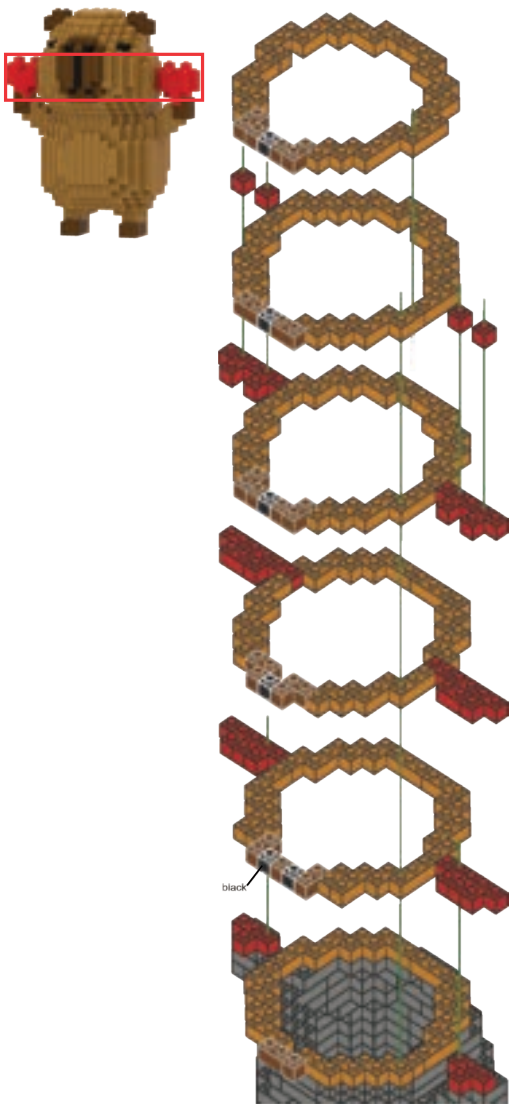

6

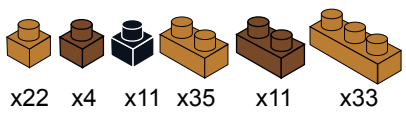

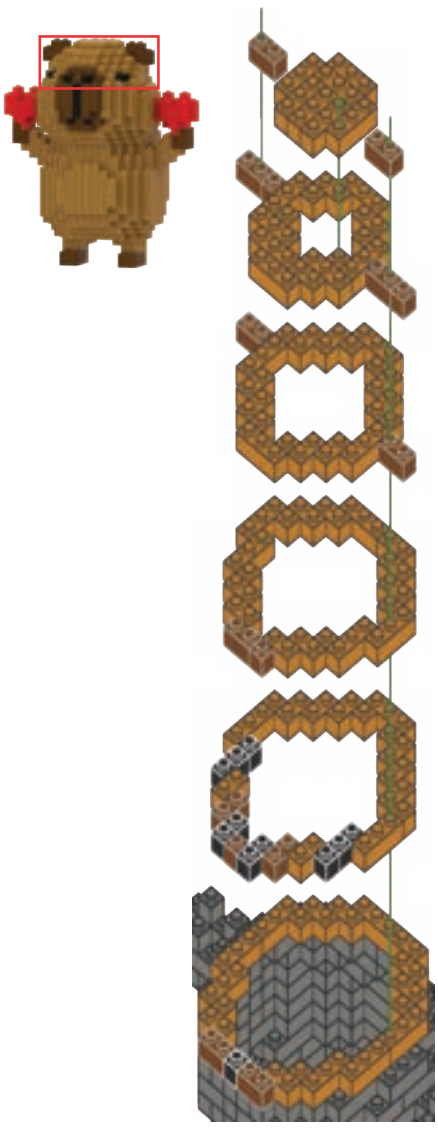

YOU DID IT!

Your model is now complete. Display and Enjoy!

BRIK HAUS

AGE 12+

BUILD, DESIGN, DISPLAY

CAPYBARA HEARTS = GS-A00299/5171

⚠ WARNING: CHOKING HAZARD
SMALL PARTS. NOT SUITABLE FOR CHILDREN UNDER 3 YEARS.

WARNING: FOR SAFETY REASONS, REMOVE ALL PACKAGING, TAGS, LABELS AND PLASTIC FASTENERS BEFORE GIVING THIS TOY TO YOUR CHILD

0-3

Adult assistance is recommended.
Product may vary slightly from image shown.

Please keep the packaging for future reference

Designed & Manufactured by:
Good Idea Global Pty Ltd, 2A Westall Rd
Clayton, Melbourne, VIC 3168 Australia
www.goodideaglobal.com